

Product Summary

Part 1A : Dimensions (Straight Planks)

Width	190	mm
Length	1900	mm
Total Thickness	15	mm
Oak Veneer	4mm	mm
Boards Per Box	6	planks
Nested Planks	25%	planks
Box Size	2.166	sqm

Part 1B: Dimensions (Herringbone)

Width	120	mm
Length	600	mm
Total Thickness	15	mm
Oak Veneer	4mm	mm
Boards Per Box	12 (6 Left T&G, 6 Right T&G)	planks
Nested Planks	0%	planks
Box Size	0.864	sqm

Part 2 : General Data

Veneer Origin	<p>Royal 15/4mm Oak:</p> <ul style="list-style-type: none"> • European Oak (Quercus Robur) <p>Royal 15/4mm HB:</p> <ul style="list-style-type: none"> • European Oak (Quercus Robur) • American Oak (Quercus Rubra) <p>Royal 15/4mm American:</p> <ul style="list-style-type: none"> • American Oak (Quercus Rubra)
Core Type	8 Layers of Cross-Bonded Eucalyptus & Birch
Surface Coating	9 - 12 Coats Lacquer, UV-Cured
Installation System	Tongue & Groove
Installation Method & Adhesives	<p>Floating (PVA Cross-Linking Glue)</p> <p>Full Trowel Glue-Down</p>
Profile & Edging	Micro-Bevel Edge
Surface Finish	Matte, Light Wire Brushed
Box Weight	22kg
Packs Per Pallet	55
Pattern Repeat	None, Real Timber
Slip Rating Classification	P3
Lacquer Finish	<p>EverGuard™ Protection, developed with Teknos Treffert Parquet Lacquer, each board with 9 - 11 Coats, utilising 6 types of lacquer:</p> <ul style="list-style-type: none"> ◆ UV PU Primer Base Coat ◆ UV Transparent Sealer Base Coat ◆ UV Anti Scratch Sealer Base Coat ◆ UV Sealer Low Gloss Base Coat ◆ UV Super Matt Top Coat

Part 3a : Timber Grading

(Royal 15/4mm Oak and Herringbone)

Timber Grade	Natural Standard Grade (ABCD)
Filled Defects	Allowed
Sapwood	Included
Filler Colour	Lighter Colours: Close Match Filler (slightly darker than floor colour) Darker Colours: Brown Filler (slightly darker than floor colour)
Maximum Size of Knots	40mm
Heart / Pith	Trace
End Checks	Filled
Insect Damage	Filled
Ingrown Bark	Not Allowed
Timber Variation	As a natural timber product, colour variation and pattern variations are to be expected, and may vary slightly batch-to-batch. Timber is also photo-sensitive, meaning colour and appearance may change slightly over time with exposure to natural light. Timber may also “check” and show minor surface splits/cracks over time based on environmental changes. Our Royal 15/4mm Oak Tongue and Groove floor is ABCD grade, the most natural and popular grade that showcases the beauty and variations of natural timber.

Part 3a : Timber Grading

(Royal 15/4mm American)

Timber Grade	Prime Grade (AB Grade) – Cleanest look with minimal features, knots and colour variations.
Colour Variation	Allowed, less than standard ABCD graded timber
Filled Defects	Major & moderate defects not allowed. Minor defects filled.
Sapwood	Allowed, 5% Maximum

Filler Colour	Lighter Colours: Close Match Filler (slightly darker than floor colour) Darker Colours: Brown Filler (slightly darker than floor colour)
Knots	Minimum knots - uncommon and small in size
Heart / Pith	Trace
End Checks	Not Allowed
Insect Damage	Not Allowed
Ingrown Bark	Not Allowed
Timber Variation	<p>As a natural timber product, colour variation and pattern variations are to be expected, and may vary slightly batch-to-batch. Timber is also photo-sensitive, meaning colour and appearance may change slightly over time with exposure to natural light. Timber may also “check” and show minor surface splits / cracks over time based on environmental changes.</p> <p>Our Royal 15/4mm American is AB grade, showcasing the least knots, natural features and colour variation, for the cleanest look. This grade has a much more uniform appearance and a smooth, straight grain in comparison to Classic and Select timber grades.</p>

Part 4 : Warranty

General Residential	25 (Refer to Warranty Guidelines)	Years
Light Commercial	5 (Refer to Warranty Guidelines)	Years

Part 5: Fire Test (AS ISO 9239.1-2003)

TEST REPORT

Client : Everfloor
 2A 87 Allingham Street
 Condell Park NSW 2200

Test Number : 25-004549
Issue Date : 27/11/2025
Print Date : 4/12/2025

AS ISO 9239.1-2003

Reaction to Fire Tests for Floorings. Determination of the Burning Behaviour using a Radiant Heat Source

Date of Sample Arrival 21-10-2025

Date Tested 26-11-2025


CHF Value	1	2	3	Mean
Length	5.0	4.8	4.8	4.9 kW/m ²
Width	5.8	-	-	- kW/m ²
HF-30 Value	1	2	3	Mean
Length	5.5	4.8	5.7	5.3 kW/m ²
Width	5.8	-	-	- kW/m ²
Smoke Value	1	2	3	Mean
Length	3	0	4	2 % .min
Width	0	-	-	- % .min



Samples and their identifying descriptions have been provided by the client unless otherwise stated. AWTA Ltd makes no warranty, implied or otherwise, as to the source of the tested samples. The above test results relate only to the sample or samples tested. This document shall not be reproduced except in full and shall be rendered void if amended or altered. This document, the names AWTA Product Testing and AWTA Ltd may be used in advertising providing the content and format of the advertisement have been approved by the Managing Director of AWTA Ltd.




Fiona McDonald
 APPROVED SIGNATORY



MICHAEL A. JACKSON B.Sc.(Hons)
 MANAGING DIRECTOR

Part 6 : Wet Pendulum Slip Test (AS 4586-2013)

TEST REPORT

Client : Everfloor
 2A 87 Allingham Street
 Condell Park NSW 2200

Test Number : 25-000868
Issue Date : 2/04/2025
Print Date : 2/04/2025

**AS 4586-2013
 Appendix A**

**Slip Resistance Classification of new Pedestrian Surface Materials
 Wet Pendulum Test Method**

Date of Testing 02-04-2025
 Operator AWTA Test Operator 14
 Test Temperature (20±5degC) 22 °C

Specimens Washed with pH Neutral Detergent then Dried

Test Direction Length
 Fixed/Unfixed Unfixed

Slider No 96 Batch No 33

Length	1	2	3	4	5	SRV
British Pendulum number	46	44	40	40	47	43

Classification P3

Equipment: Cooper Pendulum Skid Tester Serial No: 1433-01 Calibrated 11/10/2023
 Slider prepared using P400 and 3µm lapping film.

These results apply only to the specimens tested and it is recommended that before selection of flooring or paving materials the effect of service conditions, including maintenance and wear on their slip resistance be checked.



Samples and their identifying descriptions have been provided by the client unless otherwise stated. AWTA Ltd makes no warranty, implied or otherwise, as to the source of the tested samples. The above test results relate only to the sample or samples tested. This document shall not be reproduced except in full and shall be rendered void if amended or altered. This document, the names AWTA Product Testing and AWTA Ltd may be used in advertising providing the content and format of the advertisement have been approved by the Managing Director of AWTA Ltd.




Fiona McDonald
 APPROVED SIGNATORY



MICHAEL A. JACKSON B.Sc.(Hons)
 MANAGING DIRECTOR

Part 7: Acoustic Test (Royal 15/4mm Oak + 2mm EVERQUIET IXPE Underlay)

System Tested	L'_{nTw} ³	FIIC ^{4, 5}	AAAC ⁶
Bare Concrete Floor (ECFS only) - for comparison purposes only	55	49	3
Royal 15/4mm Oak + 2mm EVERQUIET IXPE Underlay	43	64	5

FIELD MEASUREMENTS OF IMPACT SOUND INSULATION OF FLOORS



Date of Test : Tuesday, 29 March 2022
 Project No. : 3523
 Testing Company : Koikas Acoustics
 Checked by : Nick Koikas
 Place of Test: Residential apartments in Sydney, NSW
 Client : Everfloor / EverQuiet
 Client Address : -

Description	Thickness (mm)	Density (S)
15 mm engineered flooring	15	--
2 mm EverQuiet IXPE underlay	2	--
Floor Concrete slab	180-200	--
System Suspended ceiling	80-150	--

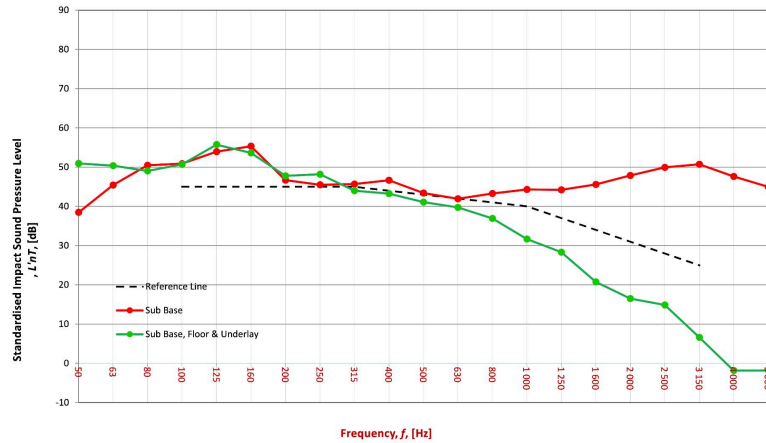
Room Width : 5 m
 Floor Length : 8 m
 Dimensions Area : 40.00 m²

Sample Width : 1 m
 Dimensions Length : 1 m
 Area : 1 m²

Receiver Rm	Location	Width	Length	Area	Height	Volume
5	en/Dining/Living directly	5	8	40.00	2.7	108.00

Room Surfaces		
Walls	Floor	Ceiling
Plasterboard	Timber	Plasterboard

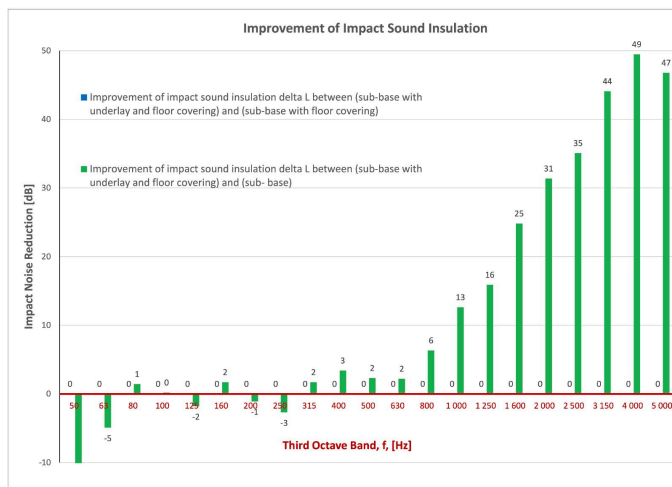
Frequency f Hz	L'nT (one-third octave) dB		
	Sub Base	Sub Base Floor	Sub Base Floor Underlay
50	38.5	N/A	50.9
63	45.4	N/A	50.4
80	50.4	N/A	49.0
100	50.9	N/A	50.7
125	53.9	N/A	55.7
160	55.3	N/A	53.6
200	46.7	N/A	47.8
250	45.5	N/A	48.2
315	45.7	N/A	44.0
400	46.6	N/A	43.2
500	43.4	N/A	41.1
630	41.9	N/A	39.7
800	43.3	N/A	36.9
1 000	44.3	N/A	31.7
1 250	44.2	N/A	28.3
1 600	45.6	N/A	20.8
2 000	47.9	N/A	16.5
2 500	49.9	N/A	14.9
3 150	50.7	N/A	6.6
4 000	47.6	N/A	-1.9
5 000	44.9	N/A	-1.8



Sub Base		
L'nT,w	55	AS ISO 717.2 - 2004
CI	-9	AS ISO 717.2 - 2004
CI(50-2500)	-9	AS ISO 717.2 - 2004
CI(63-2000)	-9	AS ISO 717.2 - 2004
AAAC★	3 Star	AAAC Guideline
FIIC	49	ASTM E1007-14

Sub Base & Underlay		
L'nT,w	N/A	AS ISO 717.2 - 2004
CI	N/A	AS ISO 717.2 - 2004
CI(50-2500)	N/A	AS ISO 717.2 - 2004
CI(63-2000)	N/A	AS ISO 717.2 - 2004
AAAC★	N/A	AAAC Guideline
FIIC	N/A	ASTM E1007-14

Sub Base, Floor & Underlay		
L'nT,w	43	AS ISO 717.2 - 2004
CI	2	AS ISO 717.2 - 2004
CI(50-2500)	3	AS ISO 717.2 - 2004
CI(63-2000)	2	AS ISO 717.2 - 2004
AAAC★	5 Star	AAAC Guideline
FIIC	64	ASTM E1007-14



Definitions of Noise Metrics

FIIC:
 Field Impact Insulation Class is a single-number rating of how well a floor system attenuates impact type sounds, such as footsteps. Calculated from third-octave band normalised impact sound pressure level data and referenced to 10 m² as described in ASTM E989. The higher the single-number rating, the better its impact insulation performance.

L'nT,w:
 The Weighted Standardised Impact Sound Pressure Level when measured in situ referenced to a reverberation time (RT60) of 0.5 seconds. Used by the AAAC to determine their respective Star Rating.

CI:
 Spectrum adaption term is a low frequency correction factor. Typically for massive floors such as concrete, the values are about zero while for timber/joint floors CI is positive because of the low resonant frequencies. Considers frequency range between 100- and 2500 Hz.

CI(50-2500):
 Same as above, but for the frequency range 50 -2500 Hz.

CI(125-2000):
 Same as above, but for the frequency range 125 -2000 Hz.

AAAC Star R.	2	3	4	5	6
L'nT,w	65	55	50	45	40
FIIC	45	55	60	65	70
Comments	Below BCA 62	Clearly Audible	Audible	Barely Inaudible	Normally Inaudible

Acoustic test results provided are only indicative of acoustic performance and are site specific, so outcomes may vary from building to building. Royal Floors provides this information for guidance and indicative purposes only and does not guarantee any specific acoustic outcome. Indicative testing has been completed by acoustic engineers according to AS/NZS ISO 140.7:2006 and the rating has been determined as per AS ISO 717.2-2004.

Please visit royalfloors.com.au for the most up-to-date version of Warranty, Installation, and care and maintenance guidelines. Version: April 2026

Part 7: Acoustic Test (Royal 15/4mm Oak + 3mm EVERQUIET IXPE Underlay)

System Tested	L'_{nTw}^3	FIIC ^{4,5}	AAAC ⁶
Bare Concrete Floor (ECFS only) - for comparison purposes only	55	49	3
Royal 15/4mm Oak + 3mm Everquiet IXPE Underlay	43	64	5

FIELD MEASUREMENTS OF IMPACT SOUND INSULATION OF FLOORS



Date of Test : Tuesday, 29 March 2022
 Project No. : 3523
 Testing Company : Koikas Acoustics
 Checked by : Nick Koikas
 Place of Test: Residential apartments in Sydney, NSW
 Client : Everfloor / EverQuiet
 Client Address : -

Description	Name	Thickness (mm)	Density (S)
15 mm engineered flooring		15	--
3 mm EverQuiet IXPE underlay		3	--
Floor	Concrete slab	180-200	--
System	Suspended ceiling	80-150	--

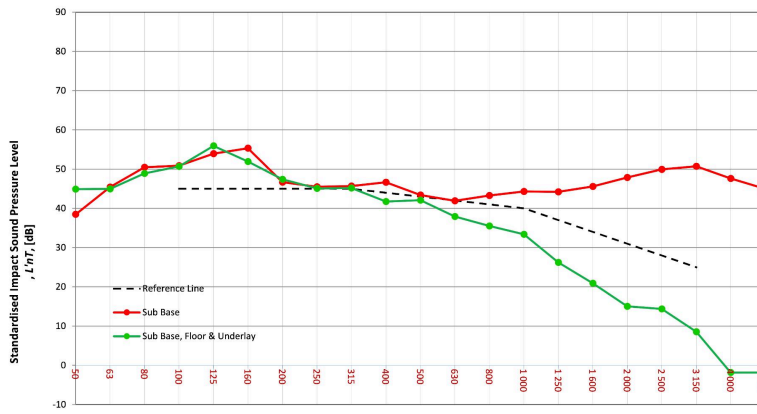
Room Width : 5 m
 Floor Length : 8 m
 Dimensions Area : 40.00 m²

Sample Width : 1 m
 Dimensions Length : 1 m
 Area : 1 m²

Receiver Rm	Location	Width	Length	Area	Height	Volume
5	en/Dining/Living directly t	5	8	40.00	2.7	108.00

Room Surfaces		
Walls	Floor	Ceiling
Plasterboard	Timber	Plasterboard

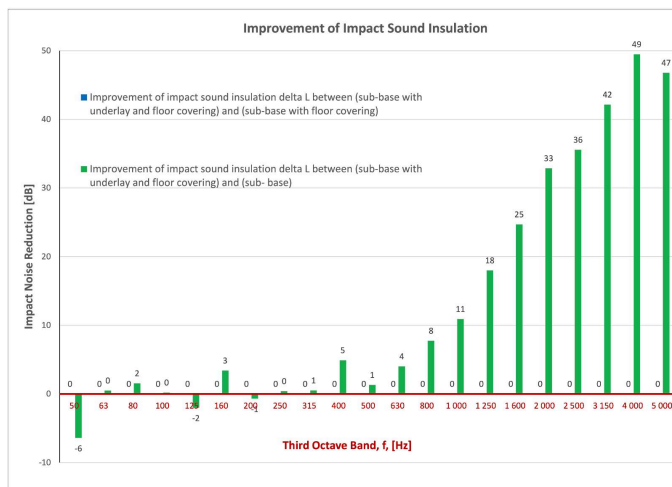
Frequency f Hz	L'nT (one-third octave) dB		
	Sub Base	Sub Base Floor	Sub Base Floor Underlay
50	38.5	N/A	44.9
63	45.4	N/A	45.0
80	50.4	N/A	48.9
100	50.9	N/A	50.7
125	53.9	N/A	55.9
160	55.3	N/A	51.9
200	46.7	N/A	47.4
250	45.5	N/A	45.1
315	45.7	N/A	45.2
400	46.6	N/A	41.7
500	43.4	N/A	42.1
630	41.9	N/A	37.9
800	43.3	N/A	35.5
1000	44.3	N/A	33.4
1250	44.2	N/A	26.2
1600	45.6	N/A	20.9
2000	47.9	N/A	15.0
2500	49.9	N/A	14.4
3150	50.7	N/A	8.6
4000	47.6	N/A	-1.9
5000	44.9	N/A	-1.8



Sub Base		
L'nT,w	55	AS ISO 717.2 - 2004
CI	-9	AS ISO 717.2 - 2004
CI(50-2500)	-9	AS ISO 717.2 - 2004
CI(63-2000)	-9	AS ISO 717.2 - 2004
AAAC★	3 Star	AAAC Guideline
FIIC	49	ASTM E1007-14

Sub Base & Floor		
L'nT,w	N/A	AS ISO 717.2 - 2004
CI	N/A	AS ISO 717.2 - 2004
CI(50-2500)	N/A	AS ISO 717.2 - 2004
CI(63-2000)	N/A	AS ISO 717.2 - 2004
AAAC★	N/A	AAAC Guideline
FIIC	N/A	ASTM E1007-14

Sub Base, Floor & Underlay		
L'nT,w	43	AS ISO 717.2 - 2004
CI	1	AS ISO 717.2 - 2004
CI(50-2500)	2	AS ISO 717.2 - 2004
CI(63-2000)	2	AS ISO 717.2 - 2004
AAAC★	5 Star	AAAC Guideline
FIIC	64	ASTM E1007-14



Definitions of Noise Metrics

FIIC:
 Field Impact Insulation Class is a single-number rating of how well a floor system attenuates impact type sounds, such as footsteps. Calculated from third-octave band normalised impact sound pressure level data and referenced to 10 m² as described in ASTM E989. The higher the single-number rating, the better its impact insulation performance.

L'nT,w:
 The Weighted Standardised Impact Sound Pressure Level when measured in situ referenced to a reverberation time (RT60) of 0.5 seconds. Used by the AAAC to determine their respective Star Rating.

CI:
 Spectrum adaption term is a low frequency correction factor. Typically for massive floors such as concrete, the values are about zero while for timber/joint floors CI is positive because of the low resonant frequencies. Considers frequency range between 100- and 2500 Hz.

CI(50-2500):
 Same as above, but for the frequency range 50 -2500 Hz.

CI(125-2000):
 Same as above, but for the frequency range 125 -2000 Hz.

AAAC Star R.	2	3	4	5	6
L'nT,w	65	55	50	45	40
FIIC	45	55	60	65	70
Comments	Below BCA 62	Clearly Audible	Audible	Barely Inaudible	Normally Inaudible

Acoustic test results provided are only indicative of acoustic performance and are site specific, so outcomes may vary from building to building. Royal Floors provides this information for guidance and indicative purposes only and does not guarantee any specific acoustic outcome. Indicative testing has been completed by acoustic engineers according to AS/NZS ISO 140.7:2006 and the rating has been determined as per AS ISO 717.2-2004.

Please visit royalfloors.com.au for the most up-to-date version of Warranty, Installation, and care and maintenance guidelines. Version: April 2026

Part 7: Acoustic Test (Royal 15/4mm Oak + EQ312 3mm Rubber Underlay)

System Tested	L'_{nTw} ³	FIIC ^{4, 5}	AAAC ⁶
Bare Concrete Floor (ECFS only) - for comparison purposes only	55	49	3
Royal 15/4mm Oak + EQ312 3mm Rubber Underlay	44	62	5

FIELD MEASUREMENTS OF IMPACT SOUND INSULATION OF FLOORS



Date of Test : Tuesday, 29 March 2022
 Project No. : 3523
 Testing Company : Koikas Acoustics
 Checked by : Nick Koikas
 Place of Test: Residential apartments in Sydney, NSW
 Client : Everfloor / EverQuiet
 Client Address : -

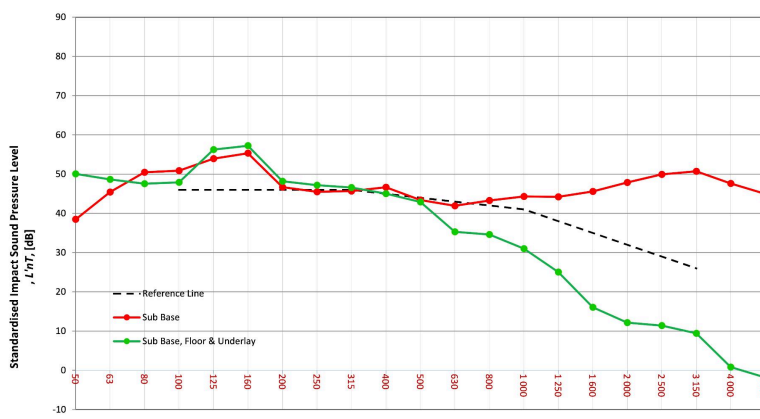
Description	Thickness (mm)	Density (S)
15 mm engineered flooring	15	--
3 mm EverQuiet Rubber EQ312 underlay	3	--
Concrete slab	180-200	--
Suspended ceiling	80-150	--

Room Width : 5 m
 Floor Length : 8 m
 Dimensions Area : 40.00 m²

Sample Width : 1 m
 Dimensions Length : 1 m
 Area : 1 m²

Receiver Rm	Location	Width	Length	Area	Height	Volume	Room Surfaces		
							Walls	Floor	Ceiling
en/Dining/Living directly l		5	8	40.00	2.7	108.00	Plasterboard	Timber	Plasterboard

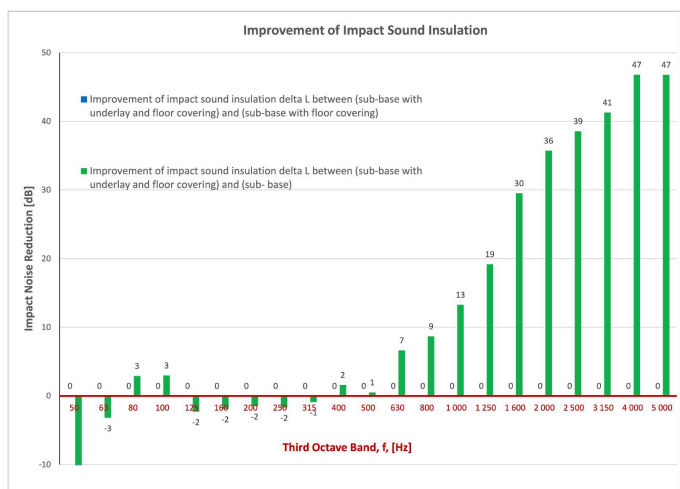
Frequency f Hz	L'nT (one-third octave) dB		
	Sub Base	Sub Base Floor	Sub Base Floor Underlay
50	38.5	N/A	50.0
63	45.4	N/A	48.6
80	50.4	N/A	47.6
100	50.9	N/A	47.9
125	53.9	N/A	56.2
160	55.3	N/A	57.2
200	46.7	N/A	48.2
250	45.5	N/A	47.2
315	45.7	N/A	46.6
400	46.6	N/A	45.0
500	43.4	N/A	42.9
630	41.9	N/A	35.3
800	43.3	N/A	34.6
1 000	44.3	N/A	31.0
1 250	44.2	N/A	25.0
1 600	45.6	N/A	16.1
2 000	47.9	N/A	12.1
2 500	49.9	N/A	11.4
3 150	50.7	N/A	9.4
4 000	47.6	N/A	0.8
5 000	44.9	N/A	-1.8



Sub Base	
L'nT,w	55
CI	-9
CI(50-2500)	-9
CI(63-2000)	-9
AAAC★	3 Star
FIIC	49

Sub Base & Floor	
L'nT,w	N/A
CI	N/A
CI(50-2500)	N/A
CI(63-2000)	N/A
AAAC★	N/A
FIIC	N/A

Sub Base, Floor & Underlay	
L'nT,w	44
CI	2
CI(50-2500)	3
CI(63-2000)	2
AAAC★	5 Star
FIIC	62



Definitions of Noise Metrics

FIIC:
 Field Impact Insulation Class is a single-number rating of how well a floor system attenuates impact type sounds, such as footsteps. Calculated from third-octave band normalised impact sound pressure level data and referenced to 10 m² as described in ASTM E989. The higher the single-number rating, the better its impact insulation performance.

L'nT,w:
 The Weighted Standardised Impact Sound Pressure Level when measured in situ referenced to a reverberation time (RT60) of 0.5 seconds. Used by the AAAC to determine their respective Star Rating.

CI:
 Spectrum adaption term is a low frequency correction factor. Typically for massive floors such as concrete, the values are about zero while for timber/joint floors CI is positive because of the low resonant frequencies. Considers frequency range between 100- and 2500 Hz.

CI(50-2500):
 Same as above, but for the frequency range 50 -2500 Hz.

CI(125-2000):
 Same as above, but for the frequency range 125 -2000 Hz.

AAAC Star R.	2	3	4	5	6
L'nT,w	65	55	50	45	40
FIIC	45	55	60	65	70
Comments	Below BCA 62	Clearly Audible	Audible	Barely Inaudible	Normally Inaudible

Acoustic test results provided are only indicative of acoustic performance and are site specific, so outcomes may vary from building to building. Royal Floors provides this information for guidance and indicative purposes only and does not guarantee any specific acoustic outcome. Indicative testing has been completed by acoustic engineers according to AS/NZS ISO 140.7:2006 and the rating has been determined as per AS ISO 717.2-2004.

Please visit royalfloors.com.au for the most up-to-date version of Warranty, Installation, and care and maintenance guidelines. Version: April 2026

Part 7: Acoustic Test (Royal 15/4mm Oak + EQ512 5mm Rubber Underlay)

System Tested	L'_{nTw} ³	FIIC ^{4, 5}	AAAC ⁶
Bare Concrete Floor (ECFS only) - for comparison purposes only	55	49	3
Royal 15/4mm Oak + EQ512 5mm Rubber Underlay	44	62	5

FIELD MEASUREMENTS OF IMPACT SOUND INSULATION OF FLOORS



Date of Test : Tuesday, 29 March 2022
 Project No. : 3523
 Testing Company : Koikas Acoustics
 Checked by : Nick Koikas
 Place of Test: Residential apartments in Sydney, NSW
 Client : Everfloor / EverQuiet
 Client Address : -

Description	Name	Thickness (mm)	Density (S)
15 mm engineered flooring		15	--
5 mm EverQuiet Rubber EQ512 underlay		5	--
Concrete slab		180-200	--
Suspended ceiling		80-150	--

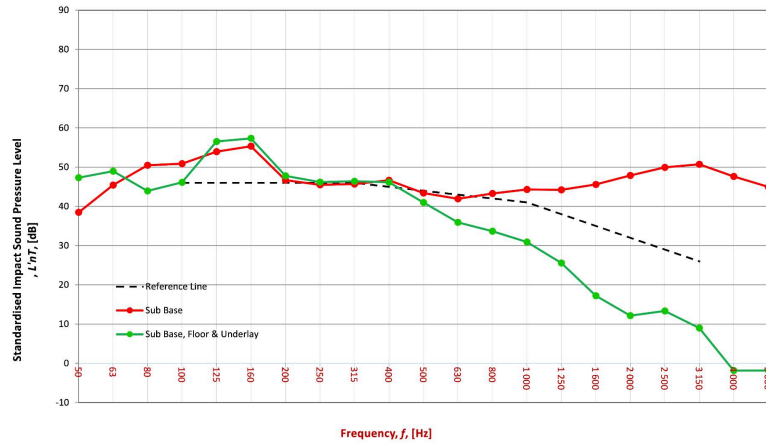
Room Width : 5 m
 Floor Length : 8 m
 Dimensions Area : 40.00 m²

Sample Width : 1 m
 Dimensions Length : 1 m
 Area : 1 m²

Receiver Rm	Location	Width	Length	Area	Height	Volume
5	en/Dining/Living directly t	5	8	40.00	2.7	108.00

Room Surfaces		
Walls	Floor	Ceiling
Plasterboard	Timber	Plasterboard

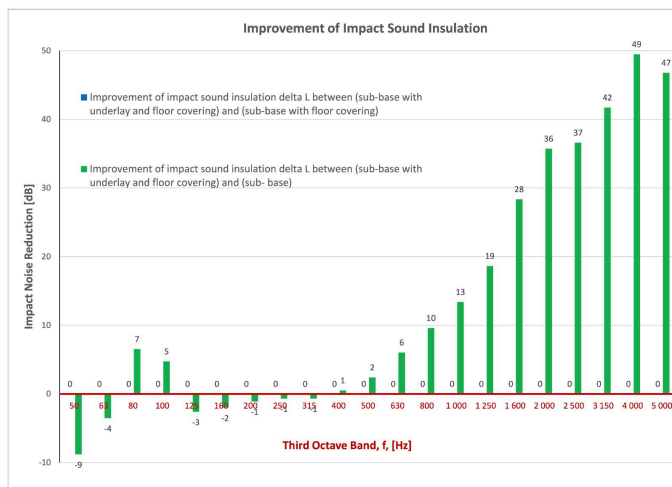
Frequency f Hz	L'nT (one-third octave) dB		
	Sub Base	Sub Base Floor	Sub Base Floor Underlay
50	38.5	N/A	47.3
63	45.4	N/A	49.0
80	50.4	N/A	43.9
100	50.9	N/A	46.1
125	53.9	N/A	56.5
160	55.3	N/A	57.3
200	46.7	N/A	47.8
250	45.5	N/A	46.2
315	45.7	N/A	46.4
400	46.6	N/A	46.1
500	43.4	N/A	41.0
630	41.9	N/A	35.9
800	43.3	N/A	33.7
1 000	44.3	N/A	30.9
1 250	44.2	N/A	25.6
1 600	45.6	N/A	17.2
2 000	47.9	N/A	12.1
2 500	49.9	N/A	13.3
3 150	50.7	N/A	9.0
4 000	47.6	N/A	-1.9
5 000	44.9	N/A	-1.8



Sub Base		
L'nT,w	55	AS ISO 717.2 - 2004
CI	-9	AS ISO 717.2 - 2004
CI(50-2500)	-9	AS ISO 717.2 - 2004
CI(63-2000)	-9	AS ISO 717.2 - 2004
AAAC★	3 Star	AAAC Guideline
FIIC	49	ASTM E1007-14

Sub Base & Floor		
L'nT,w	N/A	AS ISO 717.2 - 2004
CI	N/A	AS ISO 717.2 - 2004
CI(50-2500)	N/A	AS ISO 717.2 - 2004
CI(63-2000)	N/A	AS ISO 717.2 - 2004
AAAC★	N/A	AAAC Guideline
FIIC	N/A	ASTM E1007-14

Sub Base, Floor & Underlay		
L'nT,w	44	AS ISO 717.2 - 2004
CI	2	AS ISO 717.2 - 2004
CI(50-2500)	2	AS ISO 717.2 - 2004
CI(63-2000)	2	AS ISO 717.2 - 2004
AAAC★	5 Star	AAAC Guideline
FIIC	62	ASTM E1007-14



Definitions of Noise Metrics

FIIC:
 Field Impact Insulation Class is a single-number rating of how well a floor system attenuates impact type sounds, such as footsteps. Calculated from third-octave band normalised impact sound pressure level data and referenced to 10 m² as described in ASTM E989. The higher the single-number rating, the better its impact insulation performance.

L'nT,w:
 The Weighted Standardised Impact Sound Pressure Level when measured in situ referenced to a reverberation time (RT60) of 0.5 seconds. Used by the AAAC to determine their respective Star Rating.

CI:
 Spectrum adaption term is a low frequency correction factor. Typically for massive floors such as concrete, the values are about zero while for timber/joint floors CI is positive because of the low resonant frequencies. Considers frequency range between 100- and 2500 Hz.

CI(50-2500):
 Same as above, but for the frequency range 50 -2500 Hz.

CI(125-2000):
 Same as above, but for the frequency range 125 -2000 Hz.

AAAC Star R.	2	3	4	5	6
L'nT,w	65	55	50	45	40
FIIC	45	55	60	65	70
Comments	Below BCA 62	Clearly Audible	Audible	Barely Inaudible	Normally Inaudible

Acoustic test results provided are only indicative of acoustic performance and are site specific, so outcomes may vary from building to building. Royal Floors provides this information for guidance and indicative purposes only and does not guarantee any specific acoustic outcome. Indicative testing has been completed by acoustic engineers according to AS/NZS ISO 140.7:2006 and the rating has been determined as per AS ISO 717.2-2004.

Please visit royalfloors.com.au for the most up-to-date version of Warranty, Installation, and care and maintenance guidelines. Version: April 2026

Part 7: Acoustic Test (Royal 15/4mm Oak + EQ515 5mm Rubber Underlay)

System Tested	L'_{nTw} ³	FIIC ^{4, 5}	AAAC ⁶
Bare Concrete Floor (ECFS only) - for comparison purposes only	55	49	3
Royal 15/4mm Oak + EQ515 5mm Rubber Underlay	44	63	5

FIELD MEASUREMENTS OF IMPACT SOUND INSULATION OF FLOORS



Date of Test : Tuesday, 29 March 2022
 Project No. : 3523
 Testing Company : Koikas Acoustics
 Checked by : Nick Koikas
 Place of Test: Residential apartments in Sydney, NSW
 Client : Everfloor / EverQuiet
 Client Address : -

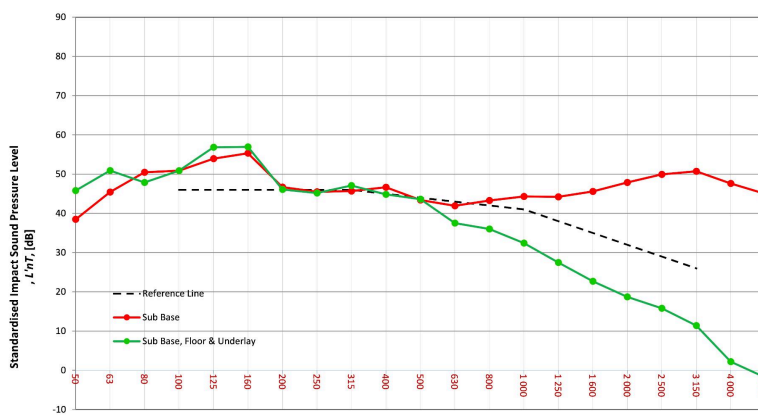
Description	Name	Thickness (mm)	Density (S)
15 mm engineered flooring		15	--
5 mm EverQuiet Rubber EQ515 underlay		5	--
Concrete slab		180-200	--
Suspended ceiling		80-150	--

Room Width : 5 m
 Floor Length : 8 m
 Dimensions Area : 40.00 m²

Sample Width : 1 m
 Dimensions Length : 1 m
 Area : 1 m²

Receiver Rm	Location	Width	Length	Area	Height	Volume	Room Surfaces		
							Walls	Floor	Ceiling
en/Dining/Living directly l		5	8	40.00	2.7	108.00	Plasterboard	Timber	Plasterboard

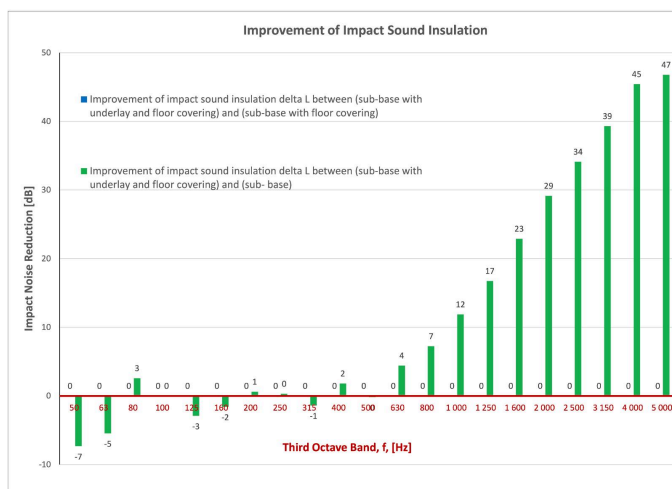
Frequency f Hz	L'nT (one-third octave) dB		
	Sub Base	Sub Base Floor	Sub Base Floor Underlay
50	38.5	N/A	45.8
63	45.4	N/A	50.9
80	50.4	N/A	47.9
100	50.9	N/A	50.9
125	53.9	N/A	56.8
160	55.3	N/A	56.9
200	46.7	N/A	46.1
250	45.5	N/A	45.2
315	45.7	N/A	47.1
400	46.6	N/A	44.8
500	43.4	N/A	43.6
630	41.9	N/A	37.5
800	43.3	N/A	36.0
1000	44.3	N/A	32.4
1250	44.2	N/A	27.5
1600	45.6	N/A	22.7
2000	47.9	N/A	18.7
2500	49.9	N/A	15.8
3150	50.7	N/A	11.4
4000	47.6	N/A	2.2
5000	44.9	N/A	-1.8



Sub Base		
L'nT,w	55	AS ISO 717.2 - 2004
CI	-9	AS ISO 717.2 - 2004
CI(50-2500)	-9	AS ISO 717.2 - 2004
CI(63-2000)	-9	AS ISO 717.2 - 2004
AAAC★	3 Star	AAAC Guideline
FIIC	49	ASTM E1007-14

Sub Base & Floor		
L'nT,w	N/A	AS ISO 717.2 - 2004
CI	N/A	AS ISO 717.2 - 2004
CI(50-2500)	N/A	AS ISO 717.2 - 2004
CI(63-2000)	N/A	AS ISO 717.2 - 2004
AAAC★	N/A	AAAC Guideline
FIIC	N/A	ASTM E1007-14

Sub Base, Floor & Underlay		
L'nT,w	44	AS ISO 717.2 - 2004
CI	2	AS ISO 717.2 - 2004
CI(50-2500)	3	AS ISO 717.2 - 2004
CI(63-2000)	3	AS ISO 717.2 - 2004
AAAC★	5 Star	AAAC Guideline
FIIC	63	ASTM E1007-14



Definitions of Noise Metrics

FIIC:
 Field Impact Insulation Class is a single-number rating of how well a floor system attenuates impact type sounds, such as footsteps. Calculated from third-octave band normalised impact sound pressure level data and referenced to 10 m² as described in ASTM E989. The higher the single-number rating, the better its impact insulation performance.

L'nT,w:
 The Weighted Standardised Impact Sound Pressure Level when measured in situ referenced to a reverberation time (RT60) of 0.5 seconds. Used by the AAAC to determine their respective Star Rating.

CI:
 Spectrum adaption term is a low frequency correction factor. Typically for massive floors such as concrete, the values are about zero while for timber/joint floors CI is positive because of the low resonant frequencies. Considers frequency range between 100- and 2500 Hz.

CI(50-2500):
 Same as above, but for the frequency range 50 -2500 Hz.

CI(125-2000):
 Same as above, but for the frequency range 125 -2000 Hz.

AAAC Star R.	2	3	4	5	6
L'nT,w	65	55	50	45	40
FIIC	45	55	60	65	70
Comments	Below BCA 62	Clearly Audible	Audible	Barely Inaudible	Normally Inaudible

Acoustic test results provided are only indicative of acoustic performance and are site specific, so outcomes may vary from building to building. Royal Floors provides this information for guidance and indicative purposes only and does not guarantee any specific acoustic outcome. Indicative testing has been completed by acoustic engineers according to AS/NZS ISO 140.7:2006 and the rating has been determined as per AS ISO 717.2-2004.

Please visit royalfloors.com.au for the most up-to-date version of Warranty, Installation, and care and maintenance guidelines. Version: April 2026

Part 7: Acoustic Test (Royal 15/4mm Oak + EQ1012 10mm Rubber Underlay)

System Tested	L'_{nTw} ³	FIIC ^{4, 5}	AAAC ⁶
Bare Concrete Floor (ECFS only) - for comparison purposes only	55	49	3
Royal 15/4mm Oak + EQ1012 10mm Rubber Underlay	45	62	5

FIELD MEASUREMENTS OF IMPACT SOUND INSULATION OF FLOORS



Date of Test : Tuesday, 29 March 2022
 Project No. : 3523
 Testing Company : Koikas Acoustics
 Checked by : Nick Koikas
 Place of Test: Residential apartments in Sydney, NSW
 Client : Everfloor / EverQuiet
 Client Address : -

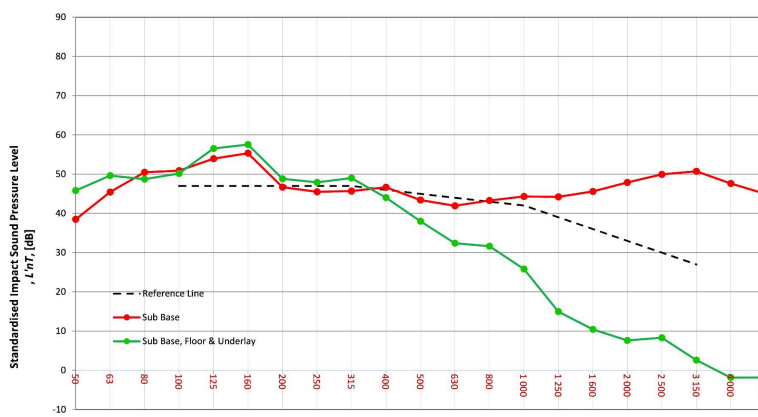
Description	Name	Thickness (mm)	Density (S)
15 mm engineered flooring		15	--
10 mm EverQuiet Rubber EQ1012 underlay		10	--
Concrete slab		180-200	--
Suspended ceiling		80-150	--

Room Width : 5 m
 Floor Length : 8 m
 Dimensions Area : 40.00 m²

Sample Width : 1 m
 Dimensions Length : 1 m
 Area : 1 m²

Receiver Rm	Location	Width	Length	Area	Height	Volume	Room Surfaces		
							Walls	Floor	Ceiling
en/Dining/Living directly l		5	8	40.00	2.7	108.00	Plasterboard	Timber	Plasterboard

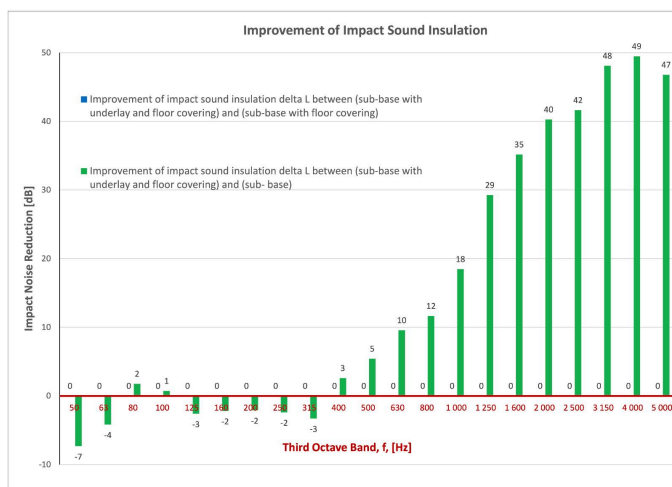
Frequency f Hz	L'nT (one-third octave) dB		
	Sub Base	Sub Base Floor	Sub Base Floor Underlay
50	38.5	N/A	45.8
63	45.4	N/A	49.6
80	50.4	N/A	48.7
100	50.9	N/A	50.2
125	53.9	N/A	56.5
160	55.3	N/A	57.5
200	46.7	N/A	48.8
250	45.5	N/A	47.9
315	45.7	N/A	49.0
400	46.6	N/A	44.0
500	43.4	N/A	38.0
630	41.9	N/A	32.4
800	43.3	N/A	31.6
1000	44.3	N/A	25.8
1250	44.2	N/A	15.0
1600	45.6	N/A	10.4
2000	47.9	N/A	7.6
2500	49.9	N/A	8.3
3150	50.7	N/A	2.6
4000	47.6	N/A	-1.9
5000	44.9	N/A	-1.8



Sub Base		
L'nT,w	55	AS ISO 717.2 - 2004
CI	-9	AS ISO 717.2 - 2004
CI(50-2500)	-9	AS ISO 717.2 - 2004
CI(63-2000)	-9	AS ISO 717.2 - 2004
AAAC★	3 Star	AAAC Guideline
FIIC	49	ASTM E1007-14

Sub Base & Floor		
L'nT,w	N/A	AS ISO 717.2 - 2004
CI	N/A	AS ISO 717.2 - 2004
CI(50-2500)	N/A	AS ISO 717.2 - 2004
CI(63-2000)	N/A	AS ISO 717.2 - 2004
AAAC★	N/A	AAAC Guideline
FIIC	N/A	ASTM E1007-14

Sub Base, Floor & Underlay		
L'nT,w	45	AS ISO 717.2 - 2004
CI	1	AS ISO 717.2 - 2004
CI(50-2500)	2	AS ISO 717.2 - 2004
CI(63-2000)	2	AS ISO 717.2 - 2004
AAAC★	5 Star	AAAC Guideline
FIIC	62	ASTM E1007-14



Definitions of Noise Metrics

FIIC:
 Field Impact Insulation Class is a single-number rating of how well a floor system attenuates impact type sounds, such as footsteps. Calculated from third-octave band normalised impact sound pressure level data and referenced to 10 m² as described in ASTM E989. The higher the single-number rating, the better its impact insulation performance.

L'nT,w:
 The Weighted Standardised Impact Sound Pressure Level when measured in situ referenced to a reverberation time (RT60) of 0.5 seconds. Used by the AAAC to determine their respective Star Rating.

CI:
 Spectrum adaption term is a low frequency correction factor. Typically for massive floors such as concrete, the values are about zero while for timber/joint floors CI is positive because of the low resonant frequencies. Considers frequency range between 100- and 2500 Hz.

CI(50-2500):
 Same as above, but for the frequency range 50 -2500 Hz.

CI(125-2000):
 Same as above, but for the frequency range 125 -2000 Hz.

AAAC Star R.	2	3	4	5	6
L'nT,w	65	55	50	45	40
FIIC	45	55	60	65	70
Comments	Below BCA 62	Clearly Audible	Audible	Barely Inaudible	Normally Inaudible

Acoustic test results provided are only indicative of acoustic performance and are site specific, so outcomes may vary from building to building. Royal Floors provides this information for guidance and indicative purposes only and does not guarantee any specific acoustic outcome. Indicative testing has been completed by acoustic engineers according to AS/NZS ISO 140.7:2006 and the rating has been determined as per AS ISO 717.2-2004.

Please visit royalfloors.com.au for the most up-to-date version of Warranty, Installation, and care and maintenance guidelines. Version: April 2026

Part 7: Acoustic Test (Royal 15/4mm Oak + EQW512 Rubber Wavy Underlay)

System Tested	L'_{nTw} ³	FIIC ^{4, 5}	AAAC ⁶
Bare Concrete Floor (ECFS only) - for comparison purposes only	55	49	3
Royal 15/4mm Oak + EQW512 Rubber Wavy Underlay	38	68	6

FIELD MEASUREMENTS OF IMPACT SOUND INSULATION OF FLOORS



Date of Test : Tuesday, 29 March 2022
 Project No. : 3523
 Testing Company : Koikas Acoustics
 Checked by : Nick Koikas
 Place of Test: Residential apartments in Sydney, NSW
 Client : Everfloor / EverQuiet
 Client Address : -

Description	Name	Thickness (mm)	Density (S)
15 mm engineered flooring		15	--
5 mm EverQuiet Rubber Wavy EQW512 underlay		5	--
Concrete slab		180-200	--
Suspended ceiling		80-150	--

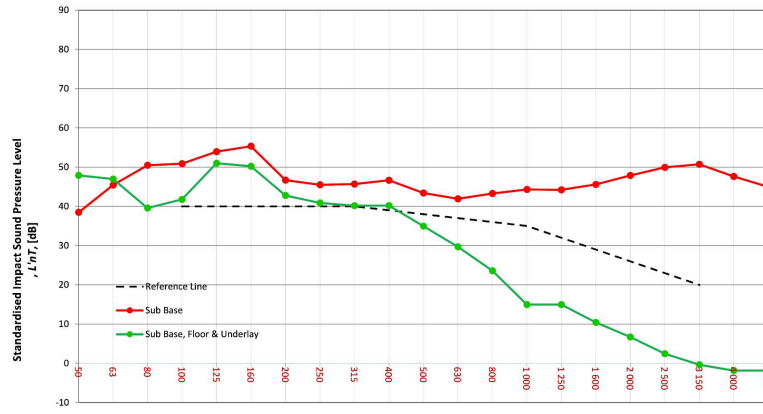
Room Width : 5 m
 Floor Length : 8 m
 Dimensions Area : 40.00 m²

Sample Width : 1 m
 Dimensions Length : 1 m
 Area : 1 m²

Receiver Rm	Location	Width	Length	Area	Height	Volume
5	en/Dining/Living directly t	5	8	40.00	2.7	108.00

Room Surfaces		
Walls	Floor	Ceiling
Plasterboard	Timber	Plasterboard

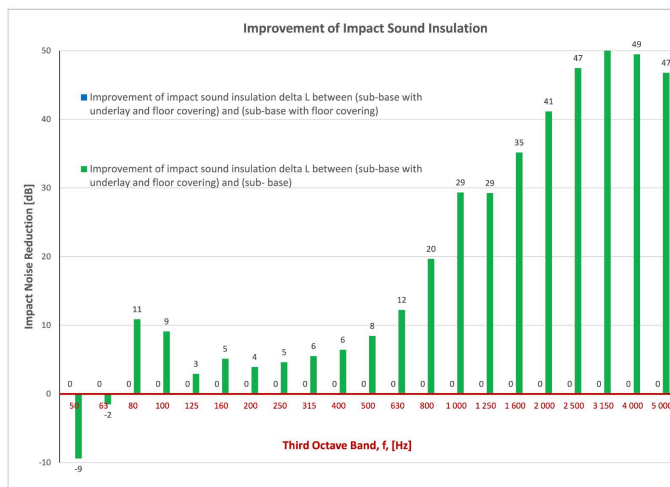
Frequency f Hz	L'nT (one-third octave) dB		
	Sub Base	Sub Base Floor	Sub Base Floor Underlay
50	38.5	N/A	47.9
63	45.4	N/A	47.0
80	50.4	N/A	39.6
100	50.9	N/A	41.8
125	53.9	N/A	51.0
160	55.3	N/A	50.2
200	46.7	N/A	42.8
250	45.5	N/A	40.9
315	45.7	N/A	40.2
400	46.6	N/A	40.2
500	43.4	N/A	35.0
630	41.9	N/A	29.7
800	43.3	N/A	23.6
1000	44.3	N/A	14.9
1250	44.2	N/A	15.0
1600	45.6	N/A	10.4
2000	47.9	N/A	6.7
2500	49.9	N/A	2.5
3150	50.7	N/A	-0.4
4000	47.6	N/A	-1.9
5000	44.9	N/A	-1.8



Sub Base		
L'nT,w	55	AS ISO 717.2 - 2004
CI	-9	AS ISO 717.2 - 2004
CI(50-2500)	-9	AS ISO 717.2 - 2004
CI(63-2000)	-9	AS ISO 717.2 - 2004
AAAC★	3 Star	AAAC Guideline
FIIC	49	ASTM E1007-14

Sub Base & Floor		
L'nT,w	N/A	AS ISO 717.2 - 2004
CI	N/A	AS ISO 717.2 - 2004
CI(50-2500)	N/A	AS ISO 717.2 - 2004
CI(63-2000)	N/A	AS ISO 717.2 - 2004
AAAC★	N/A	AAAC Guideline
FIIC	N/A	ASTM E1007-14

Sub Base, Floor & Underlay		
L'nT,w	38	AS ISO 717.2 - 2004
CI	2	AS ISO 717.2 - 2004
CI(50-2500)	3	AS ISO 717.2 - 2004
CI(63-2000)	3	AS ISO 717.2 - 2004
AAAC★	6 Star	AAAC Guideline
FIIC	68	ASTM E1007-14



Definitions of Noise Metrics

FIIC:
 Field Impact Insulation Class is a single-number rating of how well a floor system attenuates impact type sounds, such as footsteps. Calculated from third-octave band normalised impact sound pressure level data and referenced to 10 m² as described in ASTM E989. The higher the single-number rating, the better its impact insulation performance.

L'nT,w:
 The Weighted Standardised Impact Sound Pressure Level when measured in situ referenced to a reverberation time (RT60) of 0.5 seconds. Used by the AAAC to determine their respective Star Rating.

CI:
 Spectrum adaption term is a low frequency correction factor. Typically for massive floors such as concrete, the values are about zero while for timber/joint floors CI is positive because of the low resonant frequencies. Considers frequency range between 100- and 2500 Hz.

CI(50-2500):
 Same as above, but for the frequency range 50 -2500 Hz.

CI(125-2000):
 Same as above, but for the frequency range 125 -2000 Hz.

AAAC Star R.	2	3	4	5	6
L'nT,w	65	55	50	45	40
FIIC	45	55	60	65	70
Comments	Below BCA 62	Clearly Audible	Audible	Barely Inaudible	Normally Inaudible

Acoustic test results provided are only indicative of acoustic performance and are site specific, so outcomes may vary from building to building. Royal Floors provides this information for guidance and indicative purposes only and does not guarantee any specific acoustic outcome. Indicative testing has been completed by acoustic engineers according to AS/NZS ISO 140.7:2006 and the rating has been determined as per AS ISO 717.2-2004.

Please visit royalfloors.com.au for the most up-to-date version of Warranty, Installation, and care and maintenance guidelines. Version: April 2026

Part 7: Acoustic Test (Royal 15/4mm Oak + 3mm EVERQUIET IXPE Underlay)

System Tested	L'_{nTw} ³	FIIC ^{4, 5}	AAAC ⁶
Bare Concrete Floor (ECFS only) - for comparison purposes only	55	49	3
Royal 15/4mm Oak + 3mm Everquiet IXPE Underlay	44	63	5

FIELD MEASUREMENTS OF IMPACT SOUND INSULATION OF FLOORS



Date of Test : Tuesday, 29 March 2022
 Project No. : 3523
 Testing Company : Koikas Acoustics
 Checked by : Nick Koikas
 Place of Test: Residential apartments in Sydney, NSW
 Client : Everfloor / EverQuiet
 Client Address : -

Description	Name	Thickness (mm)	Density (S)
15 mm engineered flooring		15	--
5 mm EverQuiet Rubber Wavy EQW512 + 2 mm EverQuiet IXPE		7	--
Floor	Concrete slab	180-200	--
System	Suspended ceiling	80-150	--

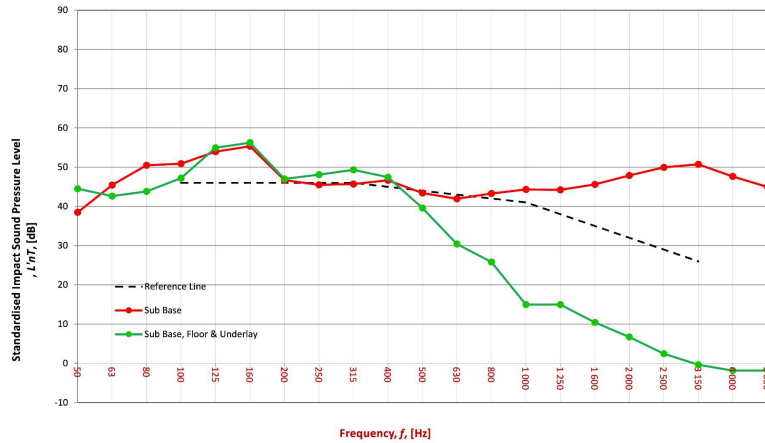
Room Width : 5 m
 Floor Length : 8 m
 Dimensions Area : 40.00 m²

Sample Width : 1 m
 Dimensions Length : 1 m
 Area : 1 m²

Receiver Rm	Location	Width	Length	Area	Height	Volume
5	en/Dining/Living directly t	5	8	40.00	2.7	108.00

Room Surfaces		
Walls	Floor	Ceiling
Plasterboard	Timber	Plasterboard

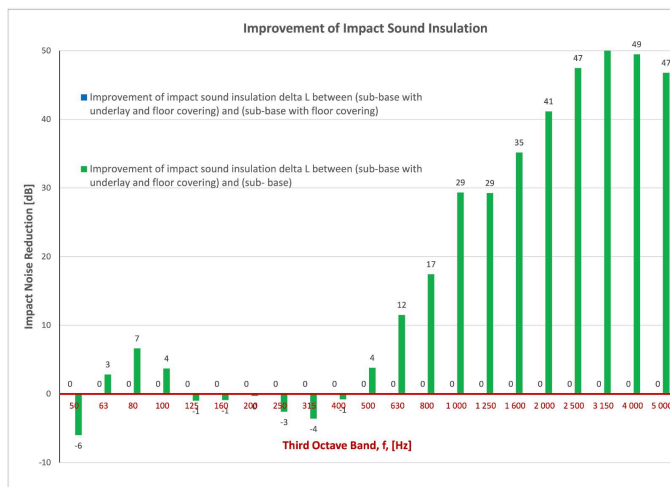
Frequency f Hz	L'nT (one-third octave) dB		
	Sub Base	Sub Base Floor	Sub Base Floor Underlay
50	38.5	N/A	44.5
63	45.4	N/A	42.6
80	50.4	N/A	43.8
100	50.9	N/A	47.2
125	53.9	N/A	54.9
160	55.3	N/A	56.2
200	46.7	N/A	47.0
250	45.5	N/A	48.1
315	45.7	N/A	49.3
400	46.6	N/A	47.4
500	43.4	N/A	39.6
630	41.9	N/A	30.4
800	43.3	N/A	25.8
1000	44.3	N/A	14.9
1250	44.2	N/A	15.0
1600	45.6	N/A	10.4
2000	47.9	N/A	6.7
2500	49.9	N/A	2.5
3150	50.7	N/A	-0.4
4000	47.6	N/A	-1.9
5000	44.9	N/A	-1.8



Sub Base	
L'nT,w	55
CI	-9
CI(50-2500)	-9
CI(63-2000)	-9
AAAC★	3 Star
FIIC	49

Sub Base & Floor	
L'nT,w	N/A
CI	N/A
CI(50-2500)	N/A
CI(63-2000)	N/A
AAAC★	N/A
FIIC	N/A

Sub Base, Floor & Underlay	
L'nT,w	44
CI	1
CI(50-2500)	1
CI(63-2000)	1
AAAC★	5 Star
FIIC	63



Definitions of Noise Metrics

FIIC:
 Field Impact Insulation Class is a single-number rating of how well a floor system attenuates impact type sounds, such as footsteps. Calculated from third-octave band normalised impact sound pressure level data and referenced to 10 m² as described in ASTM E989. The higher the single-number rating, the better its impact insulation performance.

L'nT,w:
 The Weighted Standardised Impact Sound Pressure Level when measured in situ referenced to a reverberation time (RT60) of 0.5 seconds. Used by the AAAC to determine their respective Star Rating.

CI:
 Spectrum adaption term is a low frequency correction factor. Typically for massive floors such as concrete, the values are about zero while for timber/joint floors CI is positive because of the low resonant frequencies. Considers frequency range between 100- and 2500 Hz.

CI(50-2500):
 Same as above, but for the frequency range 50 -2500 Hz.

CI(125-2000):
 Same as above, but for the frequency range 125 -2000 Hz.

AAAC Star R.	2	3	4	5	6
L'nT,w	65	55	50	45	40
FIIC	45	55	60	65	70
Comments	Below BCA 62	Clearly Audible	Audible	Barely Inaudible	Normally Inaudible

Acoustic test results provided are only indicative of acoustic performance and are site specific, so outcomes may vary from building to building. Royal Floors provides this information for guidance and indicative purposes only and does not guarantee any specific acoustic outcome. Indicative testing has been completed by acoustic engineers according to AS/NZS ISO 140.7:2006 and the rating has been determined as per AS ISO 717.2-2004.

Please visit royalfloors.com.au for the most up-to-date version of Warranty, Installation, and care and maintenance guidelines. Version: April 2026

Part 7: Acoustic Test (Royal 15/4mm Oak + EQW1012 10mm Rubber Wavy Underlay)

System Tested	L'_{nTw} ³	FIIC ^{4,5}	AAAC ⁶
Bare Concrete Floor (ECFS only) - for comparison purposes only	55	49	3
Royal 15/4mm Oak + EQW1012 10mm Rubber Wavy Underlay	44	62	5

FIELD MEASUREMENTS OF IMPACT SOUND INSULATION OF FLOORS



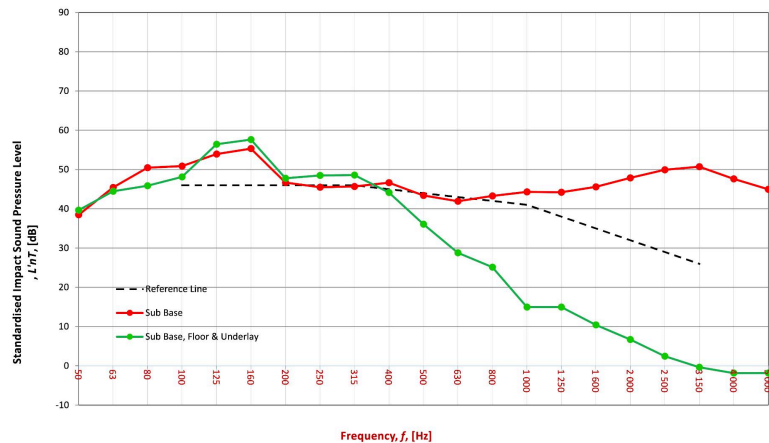
Date of Test : Tuesday, 29 March 2022
 Project No. : 3523
 Testing Company : Koikas Acoustics
 Checked by : Nick Koikas
 Place of Test : Residential apartments in Sydney, NSW
 Client : Everfloor / EverQuiet
 Client Address : -

Description of Floor System	Thickness (mm)	Density (SI)
15 mm engineered flooring	15	--
10 mm EverQuiet Rubber Wavy EQW1012 underlay	10	--
Concrete slab	180-200	--
Suspended ceiling	80-150	--

Room Dimensions	Width (m)	Length (m)	Area (m ²)
Room	5	8	40.00
Sample Dimensions	1	1	1

Receiver Rm	Location	Width	Length	Area	Height	Volume	Room Surfaces
an/Dining/Living directly l		5	8	40.00	2.7	108.00	Walls: Plasterboard, Floor: Timber, Ceiling: Plasterboard

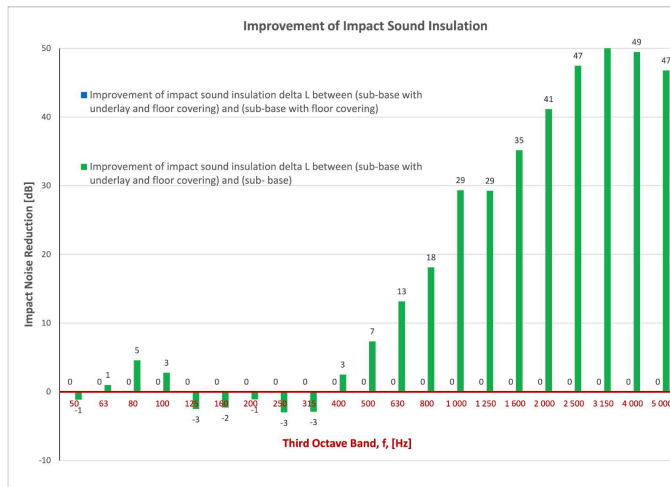
Frequency f [Hz]	L'nT (one-third octave) dB		
	Sub Base	Sub Base Floor	Sub Base Floor Underlay
50	38.5	N/A	39.6
63	45.4	N/A	44.5
80	50.4	N/A	45.9
100	50.9	N/A	48.1
125	53.9	N/A	56.4
160	55.3	N/A	57.6
200	46.7	N/A	47.8
250	45.5	N/A	48.5
315	45.7	N/A	48.6
400	46.6	N/A	44.1
500	43.4	N/A	36.1
630	41.9	N/A	28.8
800	43.3	N/A	25.1
1 000	44.3	N/A	14.9
1 250	44.2	N/A	15.0
1 600	45.6	N/A	10.4
2 000	47.9	N/A	6.7
2 500	49.9	N/A	2.5
3 150	50.7	N/A	-0.4
4 000	47.6	N/A	-1.9
5 000	44.9	N/A	-1.8



Sub Base	
L'nT,w	55 AS ISO 717.2 - 2004
CI	-9 AS ISO 717.2 - 2004
CI(50-2500)	-9 AS ISO 717.2 - 2004
CI(63-2000)	-9 AS ISO 717.2 - 2004
AAAC★	3 Star AAAC Guideline
FIIC	49 ASTM E1007-14

Sub Base & Floor	
L'nT,w	N/A AS ISO 717.2 - 2004
CI	N/A AS ISO 717.2 - 2004
CI(50-2500)	N/A AS ISO 717.2 - 2004
CI(63-2000)	N/A AS ISO 717.2 - 2004
AAAC★	N/A AAAC Guideline
FIIC	N/A ASTM E1007-14

Sub Base, Floor & Underlay	
L'nT,w	44 AS ISO 717.2 - 2004
CI	2 AS ISO 717.2 - 2004
CI(50-2500)	2 AS ISO 717.2 - 2004
CI(63-2000)	2 AS ISO 717.2 - 2004
AAAC★	5 Star AAAC Guideline
FIIC	62 ASTM E1007-14



Definitions of Noise Metrics

FIIC: Field Impact Insulation Class is a single-number rating of how well a floor system attenuates impact type sounds, such as footsteps. Calculated from third-octave band normalised impact sound pressure level data and referenced to 10 m² as described in ASTM E989. The higher the single-number rating, the better its impact insulation performance.

L'nT,w: The Weighted Standardised Impact Sound Pressure Level when measured in situ referenced to a reverberation time (RT60) of 0.5 seconds. Used by the AAAC to determine their respective Star Rating.

CI: Spectrum adaption term is a low frequency correction factor. Typically for massive floors such as concrete, the values are about zero while for timber joist floors CI is positive because of the low resonant frequencies. Considers frequency range between 100- and 2500 Hz.

CI(50-2500): Same as above, but for the frequency range 50 - 2500 Hz.

CI(125-2000): Same as above, but for the frequency range 125 - 2000 Hz.

AAAC Star R.	2	3	4	5	6
L'nT,w	65	55	50	45	40
FIIC	45	55	60	65	70
Comments	Below BCA 62	Clearly Audible	Audible	Barely Inaudible	Normally Inaudible

Acoustic test results provided are only indicative of acoustic performance and are site specific, so outcomes may vary from building to building. Royal Floors provides this information for guidance and indicative purposes only and does not guarantee any specific acoustic outcome. Indicative testing has been completed by acoustic engineers according to AS/NZS ISO 140.7:2006 and the rating has been determined as per AS ISO 717.2-2004.

Please visit royalfloors.com.au for the most up-to-date version of Warranty, Installation, and care and maintenance guidelines. Version: April 2026

Part 7: Acoustic Test (Royal 15/4mm Oak + MS Adhesive)

System Tested	L'_{nTw} ³	FIIC ^{4, 5}	AAAC ⁶
Bare Concrete Floor (ECFS only) - for comparison purposes only	55	49	3
Royal 15/4mm Oak + MS Adhesive	43	67	5

FIELD MEASUREMENTS OF IMPACT SOUND INSULATION OF FLOORS



Date of Test : Thursday, 11 December 2025
 Project No. : 3523
 Testing Company : Koikas Acoustics
 Checked by : James Tsevrementzis
 Place of Test : Residential Unit in Forest Lodge (Living/Dining)
 Client : Everfloor
 Client Address : -

Description of Floor System	Name	Thickness (mm)	Density (S)
Engineered Timber		15	--
FLOOR+ MS Adhesive (V-Notch)		6	--
Concrete Sub Base		--	--
Suspended Plasterboard Ceiling		--	--

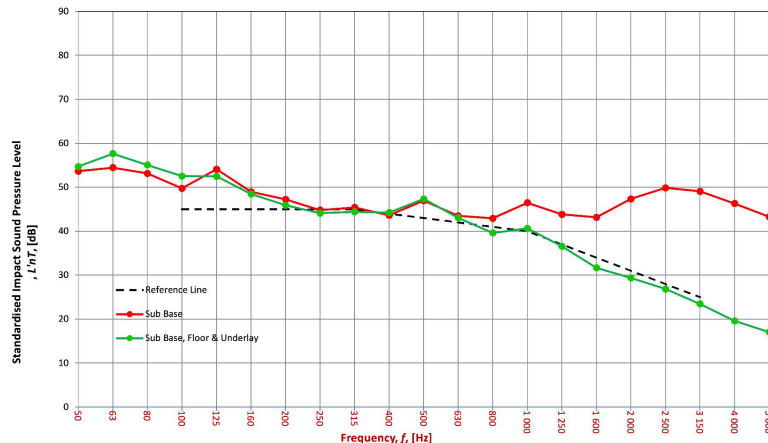
Room Width : 4.4 m
 Floor Length : 8.2 m
 Dimensions Area : 36.08 m²

Sample Width : 1 m
 Length : 1 m
 Dimensions Area : 1 m²

Receiver Rm	Location	Width	Length	Area	Height	Volume
Unit below (Living/Dining)		4.4	8.2	36.08	2.7	97.42

Room Surfaces		
Walls	Floor	Ceiling
Plasterboard	Carpet	Plasterboard

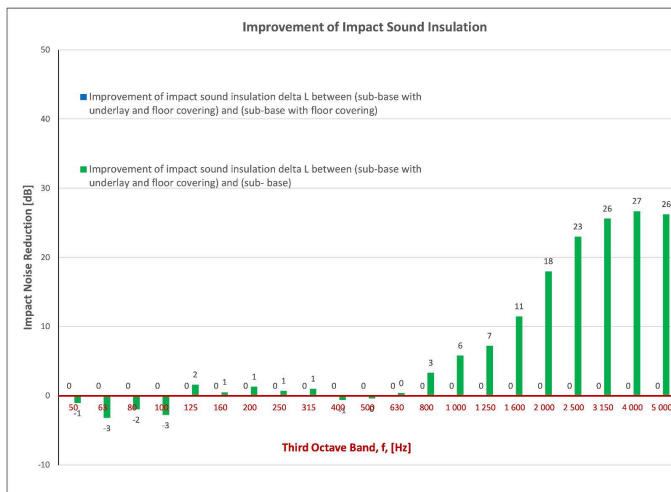
Frequency f Hz	L'nT (one-third octave) dB		
	Sub Base	Sub Base Floor	Sub Base Floor Underlay
50	53.7	NA	54.7
63	54.5	NA	57.7
80	53.1	NA	55.1
100	49.7	NA	52.5
125	54.1	NA	52.5
160	49.0	NA	48.4
200	47.2	NA	45.9
250	44.8	NA	44.1
315	45.4	NA	44.4
400	43.6	NA	44.2
500	46.9	NA	47.3
630	43.5	NA	43.1
800	42.9	NA	39.6
1 000	46.5	NA	40.6
1 250	43.8	NA	36.6
1 600	43.2	NA	31.7
2 000	47.4	NA	29.4
2 500	49.9	NA	26.9
3 150	49.1	NA	23.5
4 000	46.3	NA	19.6
5 000	43.3	NA	17.0



Sub Base		
L'nT,w	54	AS ISO 717.2 - 2004
Ci	-9	AS ISO 717.2 - 2004
Ci(50-2500)	-7	AS ISO 717.2 - 2004
Ci(63-2000)	-8	AS ISO 717.2 - 2004
AAAC★	3 Star	AAAC Guideline
FIIC	50	ASTM E1007-14

Sub Base & Floor		
L'nT,w	NA	AS ISO 717.2 - 2004
Ci	NA	AS ISO 717.2 - 2004
Ci(50-2500)	NA	AS ISO 717.2 - 2004
Ci(63-2000)	NA	AS ISO 717.2 - 2004
AAAC★	NA	AAAC Guideline
FIIC	NA	ASTM E1007-14

Sub Base, Floor & Underlay		
L'nT,w	43	AS ISO 717.2 - 2004
Ci	0	AS ISO 717.2 - 2004
Ci(50-2500)	5	AS ISO 717.2 - 2004
Ci(63-2000)	4	AS ISO 717.2 - 2004
AAAC★	5 Star	AAAC Guideline
FIIC	67	ASTM E1007-14



Definitions of Noise Metrics

FIIC:
 Field Impact Insulation Class is a single-number rating of how well a floor system attenuates impact type sounds, such as footsteps. Calculated from third-octave band normalised impact sound pressure level data and referenced to 10 m² as described in ASTM E989. The higher the single-number rating, the better its impact insulation performance.

L'nT,w:
 The Weighted Standardised Impact Sound Pressure Level when measured in situ referenced to a reverberation time (RT60) of 0.5 seconds. Used by the AAAC to determine their respective Star Rating.

Ci:
 Spectrum adaption term is a low frequency correction factor. Typically for massive floors such as concrete, the values are about zero while for timber joist floors Ci is positive because of the low resonant frequencies. Considers frequency range between 100 -and 2500 Hz.

Ci(50-2500):
 Same as above, but for the frequency range 50 -2500 Hz.

Ci(125-2000):
 Same as above, but for the frequency range 125 -2000 Hz.

AAAC Star R.	2	3	4	5	6
L'nT,w	65	55	50	45	40
FIIC	45	55	60	65	70
Comments	Below BCA 62	Clearly Audible	Audible	Barely Audible	Normally Inaudible

Acoustic test results provided are only indicative of acoustic performance and are site specific, so outcomes may vary from building to building. Royal Floors provides this information for guidance and indicative purposes only and does not guarantee any specific acoustic outcome. Indicative testing has been completed by acoustic engineers according to AS/NZS ISO 140.7:2006 and the rating has been determined as per AS ISO 717.2-2004.

Please visit royalfloors.com.au for the most up-to-date version of Warranty, Installation, and care and maintenance guidelines. Version: April 2026